



In this Edition

- GEMS Release 2 Modules
- Localized Training Materials
- Optimizing Our SMEs
- GEMS Quick Tour

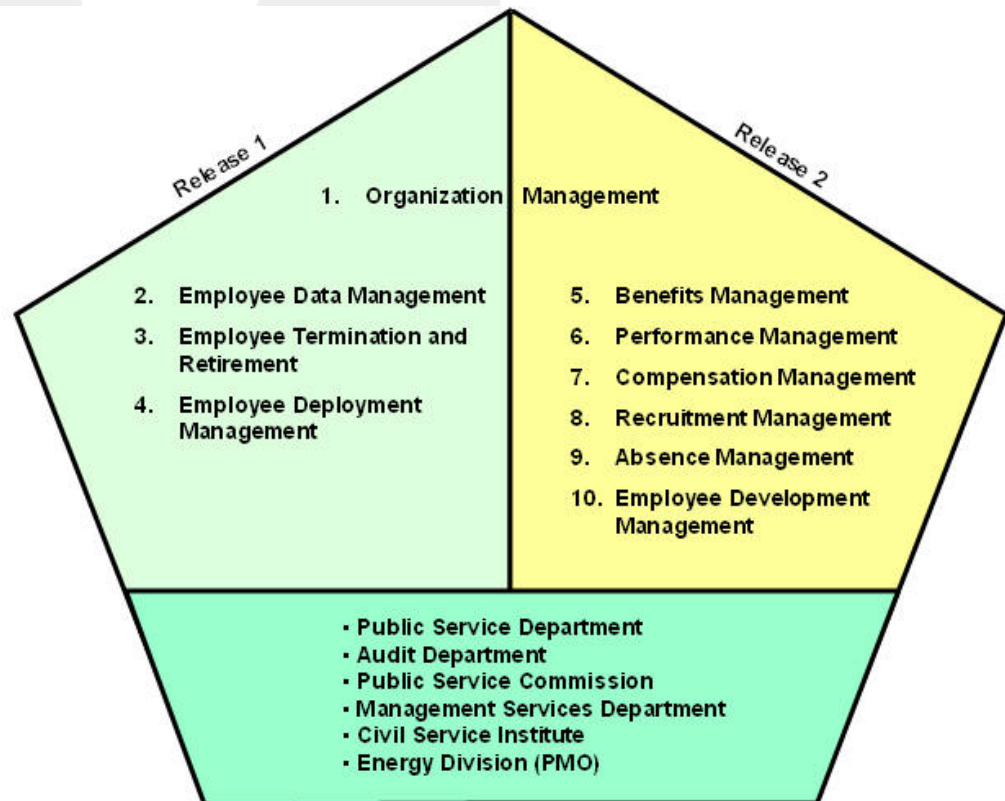
Check out previous editions of GEMS Connect.

<http://jpa.gov.bn/gems/EN/downloads.htm>

GEMS Release 2 Modules and What It Means To You

GEMS is made up of ten modules which provides online administrative services to the Brunei government and its public servants.

The first release (otherwise known as Release 1) only consisted of four modules which were rolled out to PMO (including Energy Division) and its five departments.



By January 2010, the second release (Release 2) which contains the remaining six modules will be released to the same departments that were involved in R1.



Note : Half of the Organization Management module is implemented in Release 1 and the remaining half will be implemented in Release 2

Find out more about the Release 2 modules and how it means to us by going to

[GEMS R2 Modules And What It Means to Us](http://jpa.gov.bn/gems/EN/Features_Bank/GEMS_R2_Modules_N_What_It_Means_To_U.htm)

(http://jpa.gov.bn/gems/EN/Features_Bank/GEMS_R2_Modules_N_What_It_Means_To_U.htm)



GEMS Release 2 – Localized Training Materials

From the survey that was held in Release 1 (see [The GEMS Survey - What We Said](http://jpa.gov.bn/gems/EN/Features_Bank/GEMS_Survey.htm) or go to http://jpa.gov.bn/gems/EN/Features_Bank/GEMS_Survey.htm), the GEMS Team has learned that there were difficulties in understanding what needs to be done in GEMS and how the new processes fits into our current work processes.

Moving forward, the proactive measures to improve the training approach for Release 2 are to localize the training materials with the Malay language and include standardized offline procedures into the quick guides. This approach is aimed providing us with additional information on what needs to be done outside the system to complete a particular GEMS process and provide us with a wider understanding of how the new GEMS processes fit into the standard procedures of our governmental work.

Find out more about the improvements that will be made to the training approach for Release 2 by going to [GEMS R2 – Localized Training Materials](http://jpa.gov.bn/gems/EN/Features_Bank/GEMS_R2_Localized_Training_Materials.htm)

(http://jpa.gov.bn/gems/EN/Features_Bank/GEMS_R2_Localized_Training_Materials.htm)

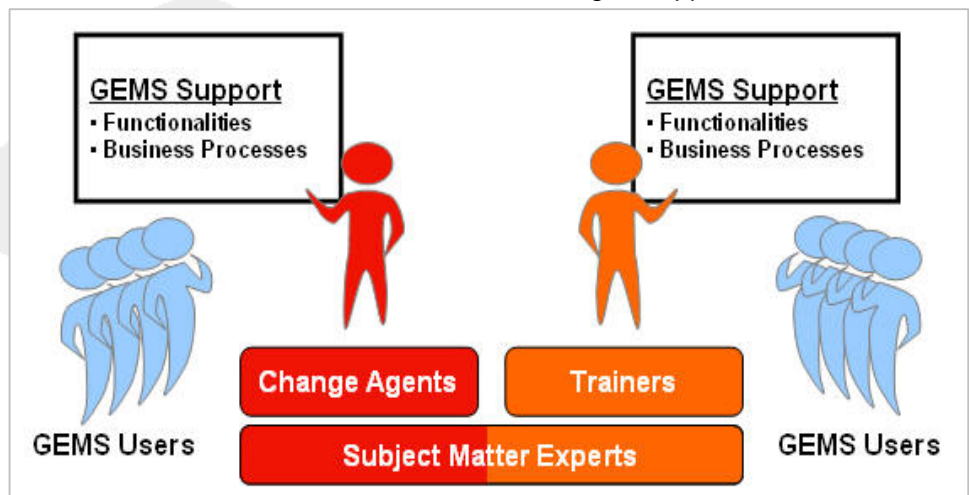
Optimizing Our Local Subject Matter Experts (SMEs)

Local Subject Matter Experts (SMEs) are professionals in our workplace who are equipped with an extensive knowledge about GEMS online processes and ready to support us in any difficulties we may be facing when using GEMS.

Previously in Release 1, we rely on the support of local GEMS trainers in our departments or ministry which could sometimes be difficult to obtain due to two main reasons:

- Our local GEMS trainers are busy either with their own work or supporting other users at the time
- Our local GEMS trainers could only guide us on how to perform an online process but not how those processes fits into our own administrative work

From the challenging issues identified above, the GEMS team is now fine-tuning the approach on how to support us by helping our trainers gain a better understanding of how the new online processes fit into our own administrative work and widening our network of support with more local SMEs.



Find out more about the approach that will be taken for our local SMEs by going to [Optimizing Our Local Subject Matter Experts \(SMEs\)](http://jpa.gov.bn/gems/EN/Features_Bank/GEMS_R2_Optimizing_Local_SMEs.htm)

(http://jpa.gov.bn/gems/EN/Features_Bank/GEMS_R2_Optimizing_Local_SMEs.htm)



GEMS Quick Tour – Cheaters Guide to Knowing it All

The GEMS Information Website contains a lot of information and it can be quite challenging to read them all therefore a GEMS Quick Tour page has been added to help us to quickly capture an essential understanding of GEMS.

The links in the GEMS Quick Tour have been carefully structured to help us gain a progressive understanding of

- What GEMS is all about and how it will benefit us
- How GEMS will be implemented in our department
- What to expect before, during and after GEMS is enabled in our department

Home | About GEMS | Features | Project Progress | FAQ | Project Downloads | Gallery | Contact G

[Back to JPA Website](#)
[Back to GEMS Information Website](#)

Welcome to the Government Employee Management System (GEMS) Quick Tour

As future HR Users and Self Service Users of GEMS, we need to obtain some fundamental understanding about GEMS before it arrives in our department.

The GEMS Information Website contains a lot of information and it can be quite challenging to read them all, therefore we can use this section to quickly capture the essential understanding of GEMS.

The links in the GEMS Quick Tour has been carefully structured to help us gain a progressive understanding of

- What GEMS is all about and how it will benefit us
- How GEMS will be implemented in our department
- What to expect before, during and after GEMS is enabled in our department

It is recommended that we begin this tour in an orderly manner as outlined in the table below:

Tour No.	Links	Tour Description
1	GEMS Background	Learn about GEMS and how it will bring positive benefits to our job, roles and responsibilities.
2	What GEMS Means to Us	GEMS will change the way we interact with the Brunei Civil Service significantly. Find out how GEMS will eventually affect us based on the current role and responsibilities we have in our ministry.
3	GEMS Functionalities	GEMS functionalities are grouped into 10 main modules which caters to all our HR Administrative needs. Know and understand how these modules will give us the administrative edge in our department.
4	GEMS Approach	Gain the understanding of how GEMS will be enabled in our department by using a systematic and effective approach.
5	Getting Skilled With GEMS	Find out about the training program that we need attend to ensure we are ready to use GEMS when it arrives in our department.
6	What to Expect	Know, understand and be ready to receive the series of activities that will be occurring in our workplace before, during and after GEMS goes live in our department.
7	GEMS Help Desk	Know where to find help whenever we encounter a problem.

Want to know more about GEMS? Visit the links below for extra information that will take you one step further.

Links	Description
About GEMS	Information about the GEMS background, the vision of our leaders, the meaning behind the GEMS logo and more.
Features	A library of articles written about GEMS since the beginning of the project till now.
Progress Update	Check out how the GEMS team has been progressing behind the scenes.
Project Downloads	An archive of GEMS communication materials available for download.
Gallery	Photo gallery of GEMS project activities, events and stakeholders.
FAQ	A useful library of Frequently Asked Questions and answers.

Links are carefully structured to help gain a progressive understanding of GEMS.

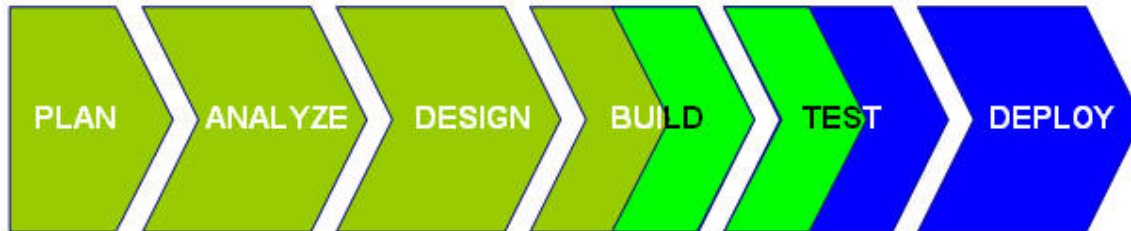
Feeling adventurous? Want to know more? Go to these links to satisfy your curiosity.

Be a GEMS Know-It-All and go through the [GEMS Quick Tour](http://jpa.gov.bn/gems/EN/GEMS_Quick_Tour_Pages/GEMS_Quick_Tour.htm)
http://jpa.gov.bn/gems/EN/GEMS_Quick_Tour_Pages/GEMS_Quick_Tour.htm



Where is GEMS Now?

Project Progress for Release 2



At this point in time, the GEMS team is approaching the end of the **BUILD** stage and beginning the **TEST** stage of the project. In the test stage, all system components that have been built will be undergoing thorough testing against the default configuration settings. This is to ensure that all application components are working according to the design requirements. At the same time, training materials for Release 2 are being built to prepare for the upcoming training workshops for all HR users from PMO, PSD, PSC, Audit, MSD, Energy Division and the Civil Service Institute.

Find out more of the project progress for **September 2009**

<http://jpa.gov.bn/gems/EN/progress.htm>

GEMS Latest FAQs

How do I access GEMS?

Access to GEMS is through a computer terminal, either through your personal desktop or through a kiosk provide by your department. Once GEMS is rolled out into your department, you will be assigned a username and password in which to access GEMS.

Will I be provided training in order to use GEMS?

Training and Performance Support materials will be provided to you to ensure that you can access the functions of the system. Different types of training will be provided, depending on the roles you have within GEMS. For HR Administrators, classroom training and computer based training (CBT) will be provided, while end users will be provided workshops and CBT by your respective ministries. Online help, brochures and pamphlets detailing how to use the system will also be distributed, both online and hard copies to all ministries when GEMS is rolled out into your ministry.

Do you have any questions about GEMS? Do you have any suggestions about the GEMS?

Email them to gems@psd.gov.bn. Your questions will be answered, published in the next edition of GEMS Connect and made available in the website.